



HOW TO BECOME A PILOT?

GOLDEN EPAULETTES AVIATION





Welcome to

Golden Epaulettes Aviation Academy











Golden Epaulettes Aviation, located in New Delhi, offers a range of courses covering all levels of aviation training, from beginner to commercial jet airliner cockpit. It stands as a distinguished institute for aspiring aviation professionals, providing exceptional training led by skilled instructors who shepherd students through every course stage. With a highly dedicated staff, the institute ensures a learning experience that surpasses student expectations. Recognized as India's top pilot training institute, GE sets the standard for excellence.



Your Route To The Cockpit

How to Become a Pilot with GE?

-  We will assist you to obtain class-1, class-2 medical appointment.
-  Will guide you to create EGCA account.
-  We will help to apply for computer number.
-  Providing coaching for cadet pilot program.
-  Our instructors will teach you to clear all DGCA subjects.
-  Instructors are 12+ years experienced in this field.
-  We will suggest you best flying schools in India and abroad.
-  ATPL and airline preparation classes.





Your Route To The Cockpit

Minimum Requirements To Enroll For CPL Training





Your Route To The Cockpit



English Language Proficiency

A requisite skill in the English language is necessary. You must possess the ability to comprehend, read, and compose English in order to undertake your CPL course.



Minimum Age

The age requirement for CPL issuance is 18 years. You can join the Pilot training program at 17 years of age, considering that the pilot course takes a year to complete.



Intermediate

Pass in 10+2 with maths and physics / Diploma Equivalent
Incase your educational background is from other streams for e.g - commerce, arts, etc you will have to appear for physics and mathematics separately from recognised open schools such as NIOS "National institute of Open Schooling"





Your Route To The Cockpit

Medical Fitness For Pilot Training





Your Route To The Cockpit


Ensuring your medical fitness for flying is an absolute necessity before you commit to investing in a pilot course; this requirement is mandatory. The medical evaluation involves a two-step process.

- **Class 2 Medicals:** These can be conducted anywhere in India by doctors designated by the DGCA. Upon completion, you will be provided with a CA-35 assessment form certifying your fitness. Your medical reports will be forwarded to the DGCA office for further medical assessment. Subsequently, you will receive the final medical assessment from the DGCA.





Your Route To The Cockpit



Class 1 Medicals: The initial assessment for Class 1 medicals is available only in five cities: Mumbai, Bangalore, Delhi, Chennai, and Johrat. The request for a Class 1 medical assessment date can only be made once you have received the Class 2 assessment from the DGCA.

Each individual is assigned a File Number, which will be issued alongside your Class 2 assessment. This unique and permanent file number will be indicated on your Class 2 assessment for your reference. This number serves as an identifier, housing all your documents sent to the DGCA in relation to your aviation pursuits.



Commercial Pilot License (CPL) Program

CPL training comprises of two elements:

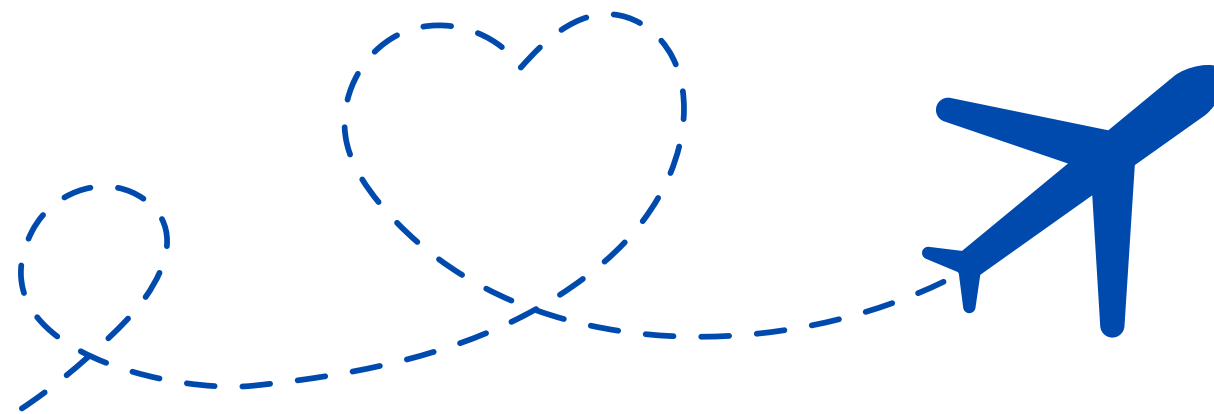
01 Theoretical knowledge

02 Practical knowledge



Theory Papers

In order to sit for theory papers, you must first acquire a computer number. This process involves adhering to the guidelines outlined at www.pariksha.dgca.gov.in. It's crucial to ensure that your application form, along with the necessary attested documents, reaches the DGCA office within 10 days from the moment you complete the online registration form. Failure to do so will result in the non-consideration of your application. Once the DGCA receives your documents, you will receive an email confirmation on your registered email ID.



Theory Papers

Theory Exams: The theoretical examinations for all subjects occur four times annually. Typically, these theory papers consist of multiple-choice questions (MCQs). With ample preparation, you should be well-equipped to select the correct answers. The specific theory papers you are required to pass will hinge primarily on the flight training institution you have chosen, whether it is located in India or abroad. The table provided below offers a simplified breakdown for better understanding.





Flight Training In India

Flight Training in India typically covers the following subjects:



- **Navigation:** This subject encompasses the knowledge and skills related to chart reading, navigation systems, flight planning, and ensuring safe navigation during flights.
- **Meteorology:** Meteorology focuses on understanding weather patterns, meteorological phenomena, and their effects on aviation. Pilots need to have a solid grasp of meteorology to ensure safe flight operations.
- **Air Regulations:** Air regulations involve understanding the rules, regulations, and laws governing aviation operations, airspace usage, and flight procedures.



Flight Training In India

Flight Training in India typically covers the following subjects:



Technical General: Technical general knowledge covers the fundamental principles of aircraft systems, mechanics, and operations. It provides pilots with a basic understanding of how aircraft function.



Technical Specific: This subject delves deeper into the specific technical aspects of the aircraft type you are training on. It covers in-depth knowledge of the aircraft's systems, components, and operations.



RTR (Radio Telephony Restricted): Radio telephony skills are essential for effective communication between pilots and air traffic controllers. RTR training teaches pilots how to communicate clearly and efficiently using aviation radio protocols.



Flight Training Abroad

Flight Training in India typically covers the following subjects:



Commonwealth countries – New Zealand, Canada etc

- **Navigation:** This subject encompasses the knowledge and skills related to chart reading, navigation systems, flight planning, and ensuring safe navigation during flights.
- **Meteorology:** Meteorology focuses on understanding weather patterns, meteorological phenomena, and their effects on aviation. Pilots need to have a solid grasp of meteorology to ensure safe flight operations.
- **Air Regulations:** Air regulations involve understanding the rules, regulations, and laws governing aviation operations, airspace usage, and flight procedures.



Flight Training Abroad

Flight Training in India typically covers the following subjects:



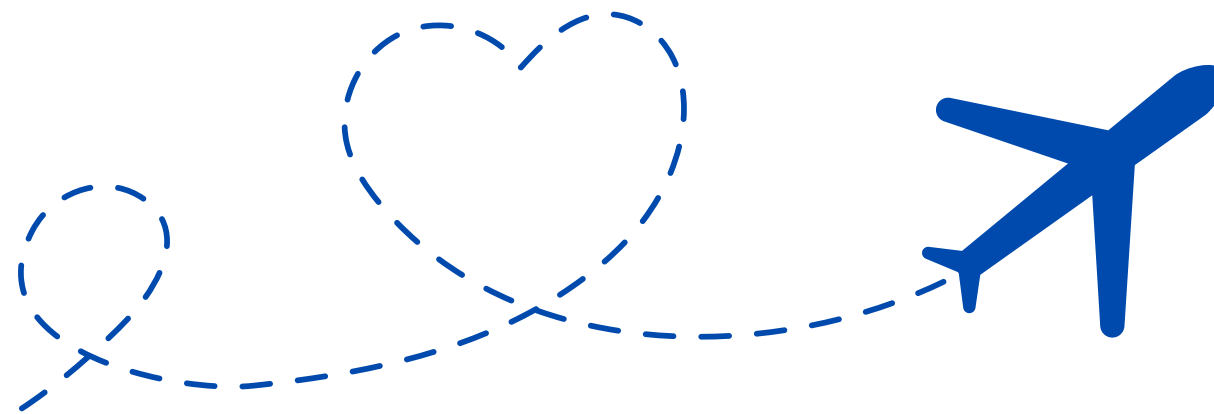
Non Commonwealth countries –USA

- **Navigation:** This subject encompasses the knowledge and skills related to chart reading, navigation systems, flight planning, and ensuring safe navigation during flights.
- **Meteorology:** Meteorology focuses on understanding weather patterns, meteorological phenomena, and their effects on aviation. Pilots need to have a solid grasp of meteorology to ensure safe flight operations.
- **Air Regulations:** Air regulations involve understanding the rules, regulations, and laws governing aviation operations, airspace usage, and flight procedures.
- **RTR (Radio Telephony Restricted):** Radio telephony skills are essential for effective communication between pilots and air traffic controllers.

Flight Training

Embarking on your flying journey marks the beginning of an adventure, where you'll soon find yourself seated in an aircraft for your initial flying lessons. However, the pivotal step lies in selecting the right flight training institute. Your journey as a pilot hinges greatly on this choice, as the skills you cultivate will significantly be influenced by your chosen school.

An often-repeated adage holds true: while having a pilot's license might secure an interview, it's the quality of your flight training that secures your airline pilot job.





Your Route To The Cockpit

DGCA Approved and International Standard: Seek DGCA-approved flying schools that offer flight training up to international standards.

Instrument Flying: Ensure exposure to correct instrument flying techniques, a critical skill for pilots.

Communication in International Airspaces: Learning effective communication in bustling international airspaces is crucial.

Varied Training Exposure: A balanced mix of flight training in both uncontrolled and controlled airspaces.

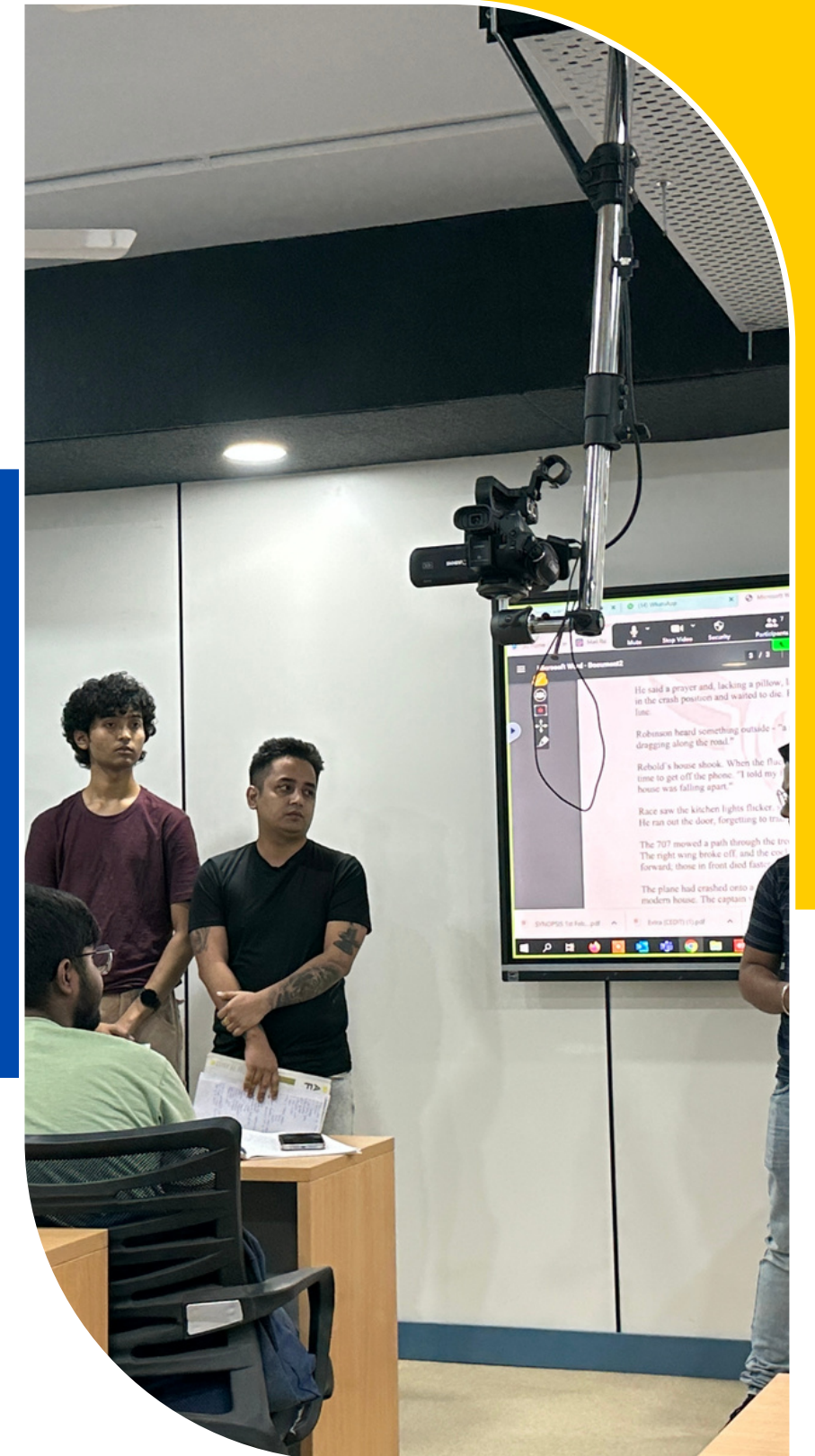
Dual Pilot License Abroad: Opting for a foreign flying school grants the advantage of holding a dual pilot license, offering significant career benefits.





Your Route To The Cockpit

DGCA REQUIREMENTS To Become a Pilot









Your Route To The Cockpit

✓ Successful completion of a minimum of 100 hours as Pilot in Command (PIC).

✓ Demonstration of proficiency in flying a distance of 250 nautical miles.

✓ Accumulation of 40 hours in instrument flight, of which up to 20 hours can be completed on a flight simulator.



-  Completion of 50 hours of flying solo on cross country routes.
-  Successful demonstration of flying competence over a distance of 120 nautical miles.
-  Completion of a min of 10 H of multi-engine flight.
-  Successful execution of 10 takeoffs and landings during nighttime conditions.





Your Route To The Cockpit

Flight Training In India

- ☒ Pass all applicable theory papers
- ☒ Flight training as per regulatory guidelines
- ☒ Flying Skill checks in India with Dgca appointed examiner
- ☒ Submit documents to DGCA for the issue of Commercial Pilot license





Your Route To The Cockpit

Flight Training Abroad

- ☒ Pass all applicable theory papers
- ☒ Obtain Commercial Pilot license abroad & Return to India
- ☒ Flying Skill checks in India with Dgca appointed examiner
- ☒ Submit documents to DGCA for the issue of Commercial Pilot license





Your Route To The Cockpit

Some of the process To Become a Pilot





Your Route To The Cockpit

10th and 12th Board verification certificate

The Board Verification Certificate, issued by your education board, confirms the accuracy and integrity of your marks. This certificate is essential for processes like obtaining a Computer Number and acquiring a Commercial Pilot's License. The procedure varies among different boards; CBSE students find it convenient as the certificate is available online. Visit your board's website for application details. This certificate safeguards the credibility of your academic records throughout your aviation endeavors.



Class II medicals

The Class II medicals serve as the initial medical certification for aspiring pilots seeking their Private Pilot's License (PPL). It's a prerequisite preceding the application for a Class I medical license. A successful Class II medical examination is a prerequisite for progressing to Class I. To initiate the Class II medical application, candidates can access DGCA's website and choose from the list of DGCA-approved Class II medical examiners. Once selected, an appointment must be scheduled with the chosen examiner. During the examination, the medical history is discussed, followed by tests for color-blindness, BMI, and overall health assessment.



Class I medical

The Class 1 medical assessment marks the concluding phase of pilot medical evaluations in India. Upon satisfactory verification of Class 2 medical records and the assignment of a PMR number, candidates become eligible to seek a Class 1 medical examination. A Class 1 medical certificate is an essential prerequisite for obtaining a Commercial Pilot License. The initial DGCA Class 1 medical assessments are solely conducted at Air Force medical examination centers or at the two private hospitals stipulated on DGCA's official website.





Your Route To The Cockpit

Police Verification Certificate

A Police Verification Certificate (PVC) is a character endorsement issued by local police or the nearest passport office, affirming the absence of criminal records against you up to the present time. This certificate attests to your commendable moral character. Essential for visa applications (when flying abroad) and issuance of a Commercial Pilot's License, the PVC is pivotal at every stage. The PVC's validity varies by state, and some states provide online issuance. Refer to your state's website for precise instructions on applying for a PVC.



Computer Number

A computer number serves as an exclusive identifier for pilots, mandated by the DGCA and issued through the CEO (Central Examination Organisation). This number is indispensable in each phase, starting from applying for DGCA CPL papers to ultimately securing a Commercial Pilot's License. Alongside other documents, a board verification certificate is necessary to apply for a computer number allocation.

Typically, it takes approximately 1 to 2 months for the issuance of a Computer Number. To accommodate the required time, it's advisable to initiate the application well in advance. This proactive approach accounts for the time factor involved in the process.



Ground Classes

A good foundation is pivotal while raising a tall building, likewise, before you headstart your Commercial Pilot Training, a thorough knowledge of all the CPL subjects is mandatory. This is where the ground classes come in handy. DGCA mandates a candidate should pass all these subject papers along with getting their 200 flying hours before a Commercial Pilot License is issued. The respective subjects are Air Regulations, Aviation Meteorology, Technical general, Technical specific, Air Navigation and Radio Telephony(RTR).



Visa Medicals

In specific nations, you might be required to undergo specific medical assessments as part of the visa application process. These tests are distinct from CLASS II or CLASS I medical evaluations and are unrelated to DGCA regulations. To obtain information about the requisite tests and the authorized hospitals for conducting them, kindly refer to the visa issuance website of the particular country in question. It's vital to follow the guidelines laid out by the respective country's visa authority for a smooth visa application process.



CPL

This comprehensive training equips students with a robust blend of theoretical and hands-on flying expertise. This solid foundation empowers them to fulfill the stipulated criteria, acquiring the necessary pilot license to actively pursue a professional career as a Commercial Pilot. Successful clearance of the aforementioned 5 DGCA subject papers and amassing a minimum of 200 flying hours are mandatory prerequisites to obtain a Commercial Pilot License. This amalgamation of knowledge and practical skills ensures candidates are well-prepared for their aviation journey ahead.



License Conversion Checks

License conversion checks are a requisite process for individuals completing their flight training in foreign ICAO contracting states who aim to convert their foreign Commercial Pilot license to a DGCA CPL. The following prerequisites must be met:





Your Route To The Cockpit




Valid foreign Professional Pilot's License along with a verification letter from the issuing State.



Valid foreign Class-I Medical Assessment from the issuing State.



Authenticated Logbook spanning a minimum of the preceding 5 years, detailing dates, aircraft types (single/multi-engine), registrations, crew roles (PIC). Entries should be validated by the appropriate authority in the foreign license's issuing State. Examiner-signed test records are necessary.





Your Route To The Cockpit



Valid Certificates of Skill tests for both Single and Multi-engine (if seeking multi-engine rating).



Record of 20 hours of cross-country flights (50 hours if also applying for Instrument Rating).



Cross-country check reports, including three checks: a 300NM flight with two full-stop landings, a 250NM flight with one full-stop landing, and a 120NM flight conducted at night, returning to the point of departure without landing.





Your Route To The Cockpit



Completion of 5 hours of night flying as PIC, along with a certificate of 10 take-offs and 10 landings at night.



For Instrument Rating (IR) issuance: A total of 40 hours of instrument time (actual on aircraft should be 20 hours or more, and simulated should be 20 hours or less), with at least 5 hours of instrument time on an actual aircraft within the preceding six months (for IR issuance).

These stringent checks facilitate a seamless transition of foreign licenses to DGCA Commercial Pilot licenses, ensuring proficiency and adherence to Indian aviation standards.





Your Route To The Cockpit

License Conversion

After meeting prerequisites and completing flying tests by day and night, candidates submit a License Conversion Application, along with required documents, either physically or online to DGCA. The recent online process minimizes hassle. If deemed satisfactory, DGCA issues the Commercial Pilot License within a month. This streamlined approach underscores efficiency and promptness.





Your Route To The Cockpit

Please feel free to
call or WhatsApp us



+91-74288 97782 on between 08:00 AM to
10:00 PM for any clarifications.



Phone

+91-74288 97782



Website

www.goldenepaulettes.com





Your Route To The Cockpit

THANK YOU

GOLDEN EPAULETTES AVIATION